



Oscar

In

Mathematics

**For Primary One
(Student book)**

Prepared by

Mr. Ahmed Hassan

01276911661

Days of the Week

Saturday



Sunday

Monday

Tuesday

Wednesday

Thursday

Friday

MONTHS OF THE YEAR

JANUARY

FEBRUARY

MARCH

APRIL

MAY

JUNE

JULY

AUGUST

SEPTEMBER

OCTOBER

NOVEMBER

DECEMBER



Months of the Year

She



January

March

May

August

October

December



Days of the Week

1) How many days are in a week?

2) What are the days that start with the letter 'S'?

3) What are the workweek days?

4) Which day comes after Sunday?

5) If today is Wednesday, what day was it yesterday?

1) Which is the first month in a year?

Months of the Year



2) Write the name of the months which have 30 days.

3) Name the months that start with the letter 'M'?

4) Which month comes before October?

5) Name the months which come after September.

Reading Calendar

ES1

January 2016						
S	M	T	W	T	F	S
					1	2
3	4	5	6	7	8	9
10	11	12	13	14	15	16
17	18	19	20	21	22	23
24	25	26	27	28	29	30
31						

February 2016						
S	M	T	W	T	F	S
	1	2	3	4	5	6
7	8	9	10	11	12	13
14	15	16	17	18	19	20
21	22	23	24	25	26	27
28	29					

March 2016						
S	M	T	W	T	F	S
		1	2	3	4	5
	6	7	8	9	10	11
13	14	15	16	17	18	19
20	21	22	23	24	25	26
27	28	29	30	31		

April 2016						
S	M	T	W	T	F	S
					1	2
3	4	5	6	7	8	9
10	11	12	13	14	15	16
17	18	19	20	21	22	23
24	25	26	27	28	29	30

May 2016						
S	M	T	W	T	F	S
1	2	3	4	5	6	7
8	9	10	11	12	13	14
15	16	17	18	19	20	21
22	23	24	25	26	27	28
29	30	31				

June 2016						
S	M	T	W	T	F	S
			1	2	3	4
5	6	7	8	9	10	11
12	13	14	15	16	17	18
19	20	21	22	23	24	25
26	27	28	29	30		

July 2016						
S	M	T	W	T	F	S
					1	2
3	4	5	6	7	8	9
10	11	12	13	14	15	16
17	18	19	20	21	22	23
24	25	26	27	28	29	30
31						

August 2016						
S	M	T	W	T	F	S
	1	2	3	4	5	6
7	8	9	10	11	12	13
14	15	16	17	18	19	20
21	22	23	24	25	26	27
28	29	30	31			

September 2016						
S	M	T	W	T	F	S
				1	2	3
4	5	6	7	8	9	10
11	12	13	14	15	16	17
18	19	20	21	22	23	24
25	26	27	28	29	30	

October 2016						
S	M	T	W	T	F	S
						1
2	3	4	5	6	7	8
9	10	11	12	13	14	15
16	17	18	19	20	21	22
23	24	25	26	27	28	29
30	31					

November 2016						
S	M	T	W	T	F	S
		1	2	3	4	5
6	7	8	9	10	11	12
13	14	15	16	17	18	19
20	21	22	23	24	25	26
27	28	29	30			

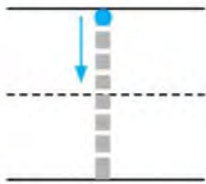
December 2016						
S	M	T	W	T	F	S
				1	2	3
4	5	6	7	8	9	10
11	12	13	14	15	16	17
18	19	20	21	22	23	24
25	26	27	28	29	30	31

- How many months are there in a year?
- How many weeks does this year have?
- Which month comes after June?
- Which is the 8th month?
- How many days are in the month of November?

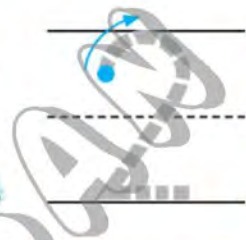
Lessons 1 - 10

One and Two


1



2



3



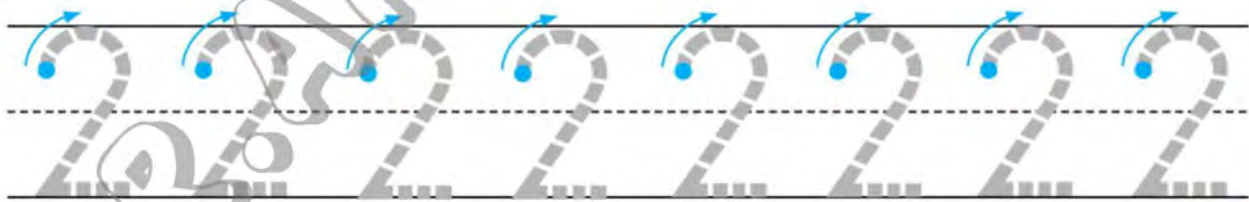
4



5



6



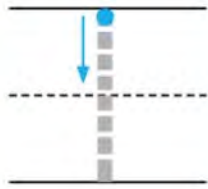
7



Directions 1-4 Count the children and write the number. 5-7 Write the numbers.



1



2



3



4



5



6



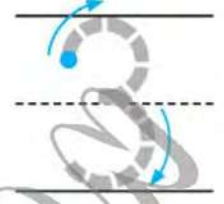
Directions 1-6 Count and color the shapes. Write the number.




At Home Have your child look around the room for examples of one and two items. Have your child practice writing the numbers 1 and 2.

Three

1





2



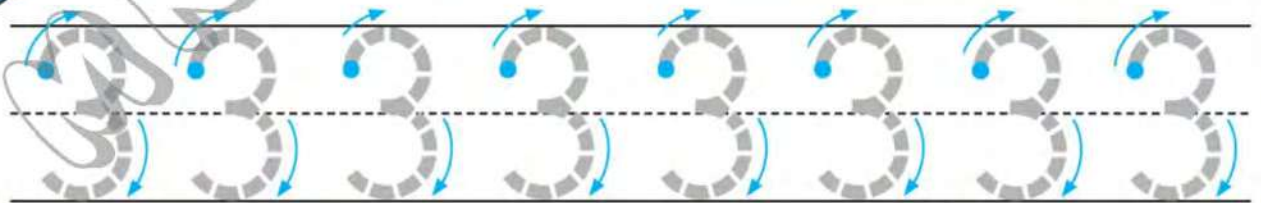
3



4

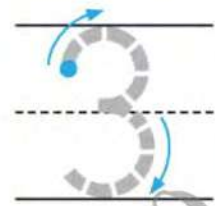


5

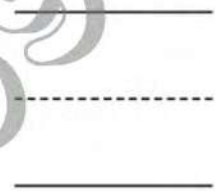



Directions 1-4 Place cubes on the pictures. Count and write the number. 5 Write the number.

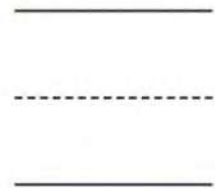

1




2



3



4




Directions 1-4 Circle the sets that show 3 blocks. Write the number 3.




At Home Have your child arrange 3 food cans in different ways and count the cans each time to see that there are 3. Have your child practice writing the number 3.

Four


1



2



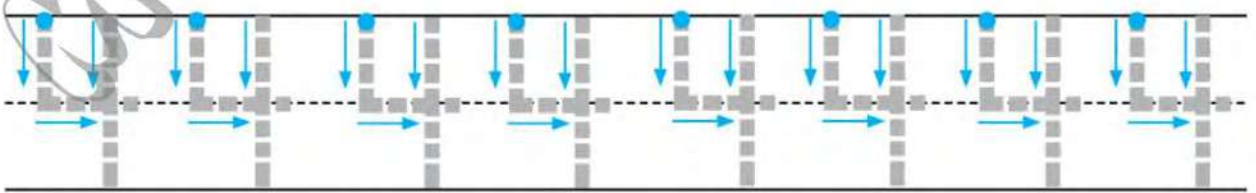
3



4



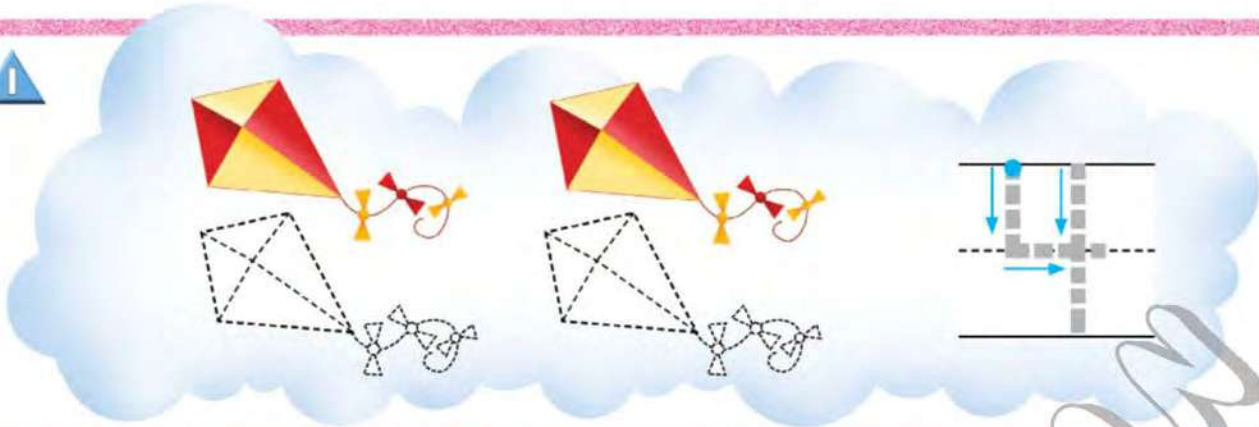
5



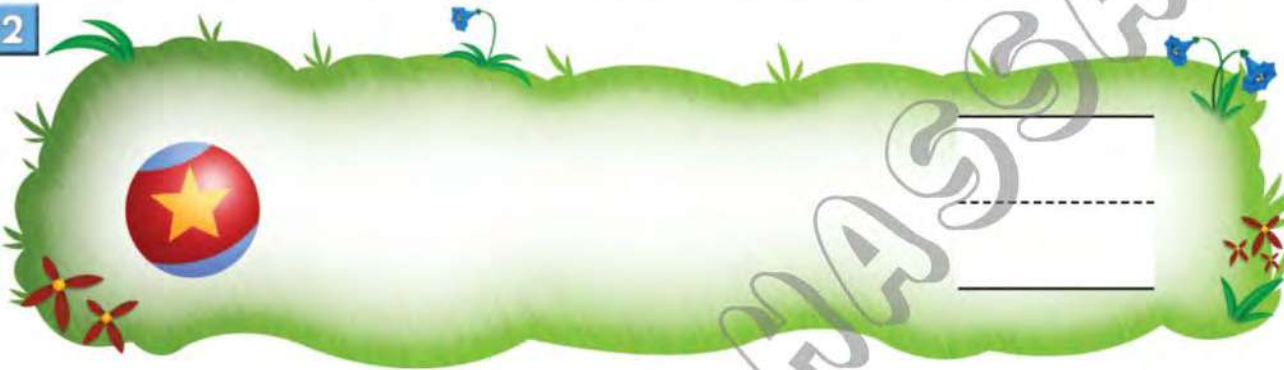
Directions 1-4 Count and color the items. Write the number. 5 Write the number.



1



2



3



4




Directions 1-3 Draw more objects to show a set of 4. Write the number. 4 Draw a set of 4. Write the number.



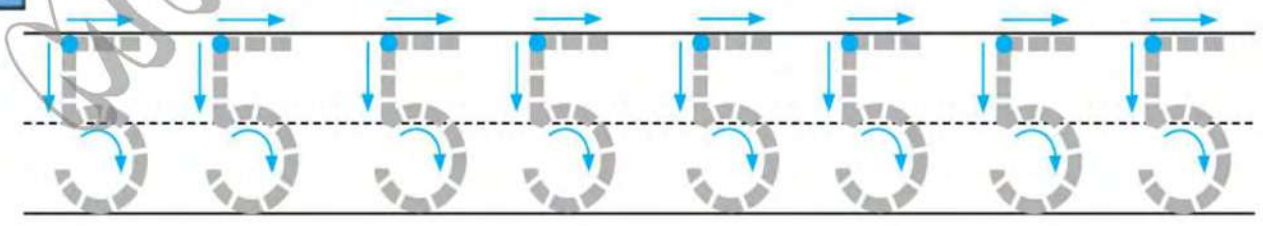
At Home Have your child march as you count 1-2-3-4. Have your child practice writing the number 4.



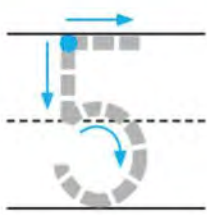


Five





2



Directions | Look at the groups of items. Circle the groups that show 5. **2** Write the number.





Directions 1-4 Count and color. Write the number.



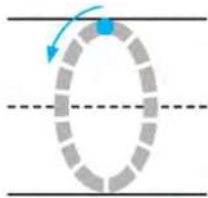
At Home Have your child make sets of 5 items such as pennies, buttons, or paper clips. Have your child practice writing the number 5.




Zero



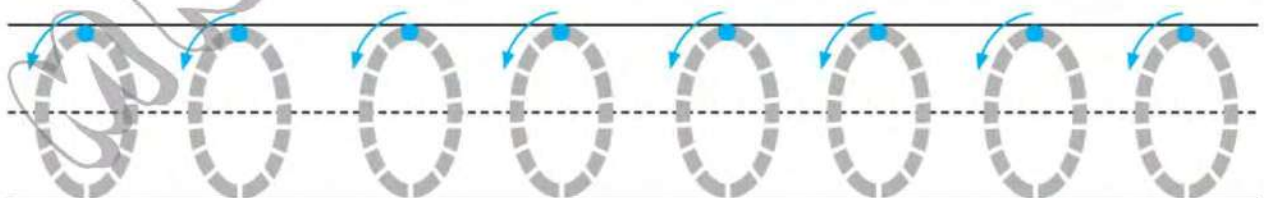
1



2



3



Directions 1-2 Look for the same puppet in the picture. Write the number to show how many you find. 3 Write the number.

Using 0-5

1



2



3

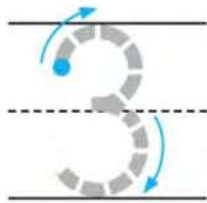


4



Directions 1-4 Use counters to show the number. Draw.

1




2



3

4



5



6



Directions 1-6 Count. Write the number of items in the set.

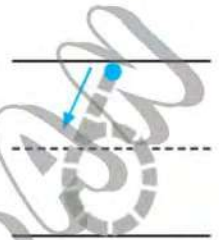


At Home Write a number from 0 to 5 and have your child show that number, using small items such as pennies or buttons.


Lessons 11 - 16

Six


1



2



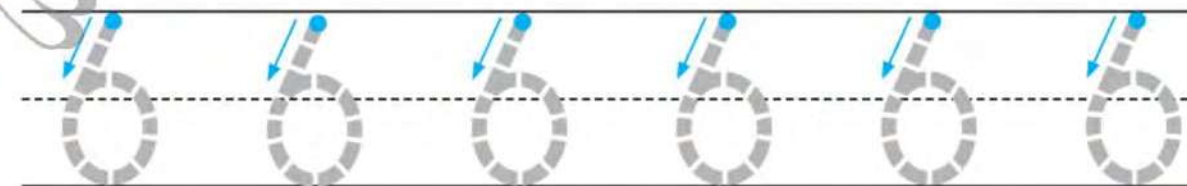
3



4

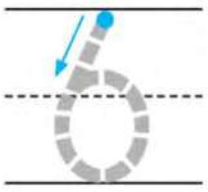


5

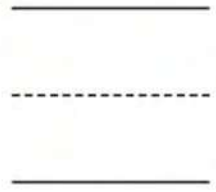


Directions 1-4 Place cubes on the pictured cubes. Count and write the number.
5 Write the number.



1



2



3

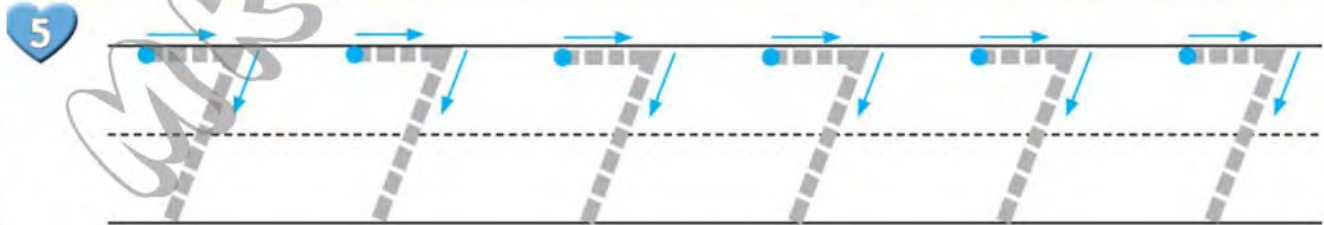


Directions 1-4 Circle the sets of 6. Write the number.



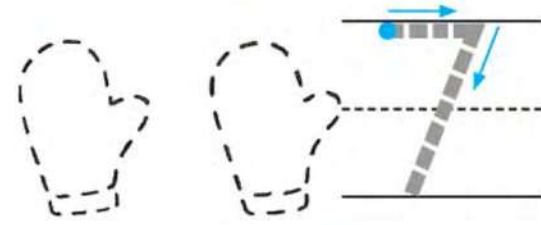
At Home Display different arrangements of 6 items and have your child count them each time. Have your child practice writing the number 6.

Seven



Directions 1-4 Color the items. Count. Write the number. 5 Write the number.

1



2



HASSAN

3



4



Directions 1-4 Count the items. Draw more to make a set of 7. Write the number.

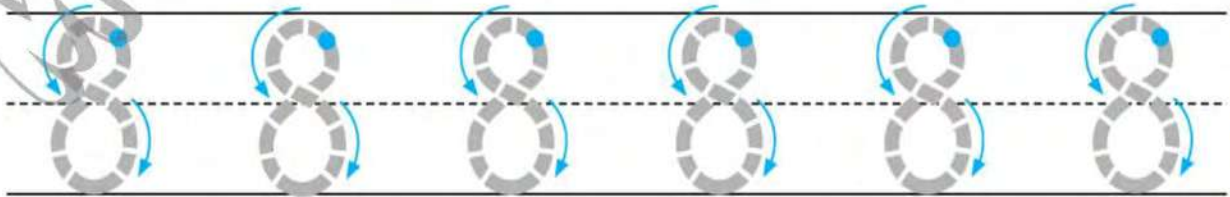


At Home Help your child use a calendar to count the number of days in a week. Have your child practice writing the number 7.

Eight



2



Directions | 1 Circle the groups of 8. 2 Write the number.

1



6

7

8

2



6

7

8

3



6

7

8

4



6

7

8

Directions 1-4 Count the items. Circle the number.



At Home Give your child a handful of pennies and have your child count out 8. Then ask your child to arrange the pennies in different groups—7 and 1, 4 and 4, 5 and 3, and so on.

Nine

1



Handwriting practice lines consisting of a solid top line, a dashed middle line, and a solid bottom line. A large, faint watermark 'Mrs. Anjali's Art' is overlaid on the page.

2



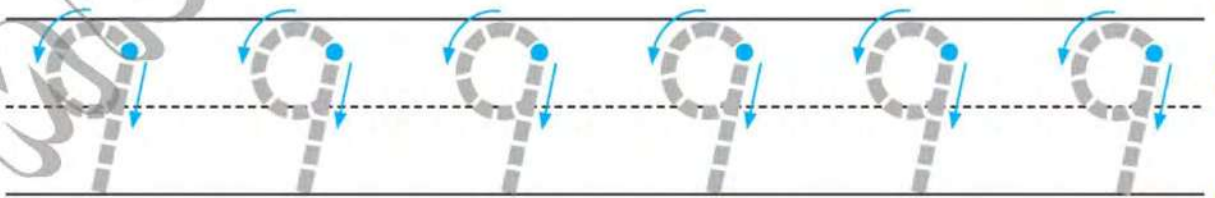
Handwriting practice lines consisting of a solid top line, a dashed middle line, and a solid bottom line.

3



Handwriting practice lines consisting of a solid top line, a dashed middle line, and a solid bottom line.

4



Directions 1-3 Count the items. Write the number. 4 Write the number.

1



2



Quick Check

3



4



5













Directions 1-5 Count the items. Write the number.

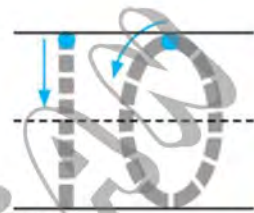


At Home Have your child separate 9 crayons into 2 groups and join them to see that there are still 9. Have your child practice writing numbers.








Ten

1







				
				



2


3









4

Tracing practice for the number 10. The first '10' is solid with stroke order arrows. The following three '10's are dashed for tracing.





Directions 1-3 Place counters in the ten-frame to make 10. Draw. Write the number.
4 Write the number.












1




2

3

4

Directions 1-4 Place counters in the ten-frame to make 10. Draw. Write the number.



At Home Have your child point to and count the circles in each ten-frame. Have your child draw 10 objects and practice writing the number 10.

Lessons 17-18

Before - After

Write the missing number.



What comes before and after 5?



What comes before 6?



What comes after 1?



What comes before and after 4?



What are the next numbers?



What are the next numbers?





Write the number that comes just after.

3

4

8

7

9

0



Write the number that comes just before.

3

4

8

7

9

2



1 more - 1 less



Circle the group that has 1 more than the first one.

 Circle the group that has 1 less than the first one.

More - Less - Equal



Greater than



Less than



Equals

More than

6 is greater than 4

$$6 > 4$$

Less than

5 is less than 8

$$5 < 8$$

Equals

3 equals 3



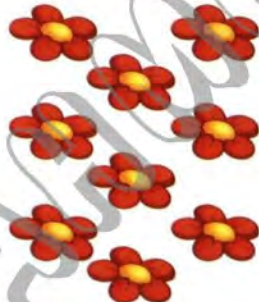

$$3 = 3$$

Write how many there are in each group.
Circle the greater number.





Write how many there are in each group.
Circle the number that is less.





Circle the group that shows the same number as the first one.



Ordering Numbers

Single digit: 51

A) Order the numbers from least to greatest.

1)

8 5
1 6 2

2)

4 7
3 9 0

B) Order the numbers from greatest to least.

1)

7 5
8 4 6

2)

9 0
1 3 2

Lessons 19-22

Numbers 11 - 15



10

ten



11


eleven



12

twelve

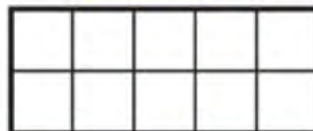
Work Together

Use  to show the number in the ten frame above.
Draw to show how many.

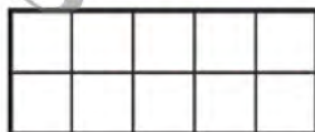
1. 13 thirteen



2. 15 fifteen



3. 14 fourteen



On Your Own

Count.

Write the number.

1.



13 thirteen

2.



_____ ten

3.



_____ twelve

4.



_____ fifteen

5.



_____ eleven

6.



_____ fourteen

7. **Talk About It** Which set has the fewest?



Complete by using ($>$, $<$ or $=$).

$5 \quad \square \quad 10$

$11 \quad \square \quad 7$

$9 \quad \square \quad 0$

$12 \quad \square \quad 12$

$15 \quad \square \quad 14$

$1 \quad \square \quad 11$

$13 \quad \square \quad 12$

$15 \quad \square \quad 5$



Complete with a suitable number.

$\dots < 10$

$15 > \dots$

$13 < \dots$

$\dots > 11$

$\dots = 14$

$12 > \dots$

$13 < \dots$

$\dots > 0$

$\dots = 13$

$\dots < 7$

Complete with (> , < or =).

$3 \bigcirc 5$

$5 \bigcirc 9$

$10 \bigcirc 10$

$0 \bigcirc 8$

$15 \bigcirc 13$

$11 \bigcirc 14$

$13 \bigcirc 7$

$0 \bigcirc 1$

$13 \bigcirc 13$

$14 \bigcirc 1$

$13 \bigcirc 12$

$9 \bigcirc 10$

Lessons 25, 26, 28, 29

Numbers 16 - 20



16

sixteen


17

seventeen

18

eighteen

Work Together

Use  to show the number in the ten frames above.
Draw to show how many.

1. 19

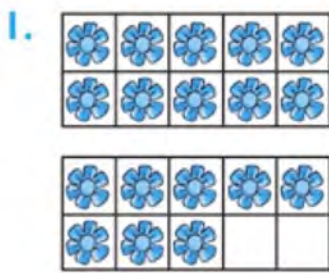
nineteen

2. 20


twenty

On Your Own

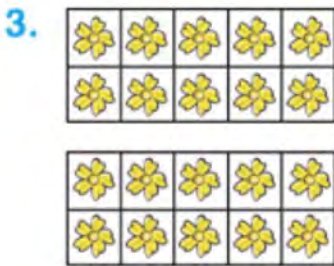
Count. Write the number.




18
eighteen



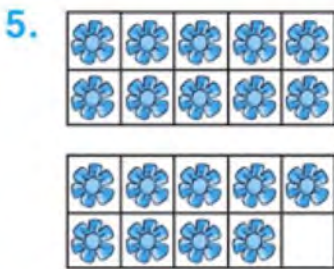
sixteen



twenty



seventeen



nineteen



6. **Talk About It** Which set has the most? How do you know?

Choose a number from 10 through 20.

7. Write the number.

8. Write the number word.

9. Draw that many flowers.




Circle the number that shows how many.



15 16 17



15 16 17




13 17 16



17 7 5



17 16 15



13 17 16

Write the number that comes just after.

14

10

17

16

Write the number that comes just before.

13

17

18

16

Lessons 23-24

More (greater) - Less - Equal

Get Ready

Main Idea

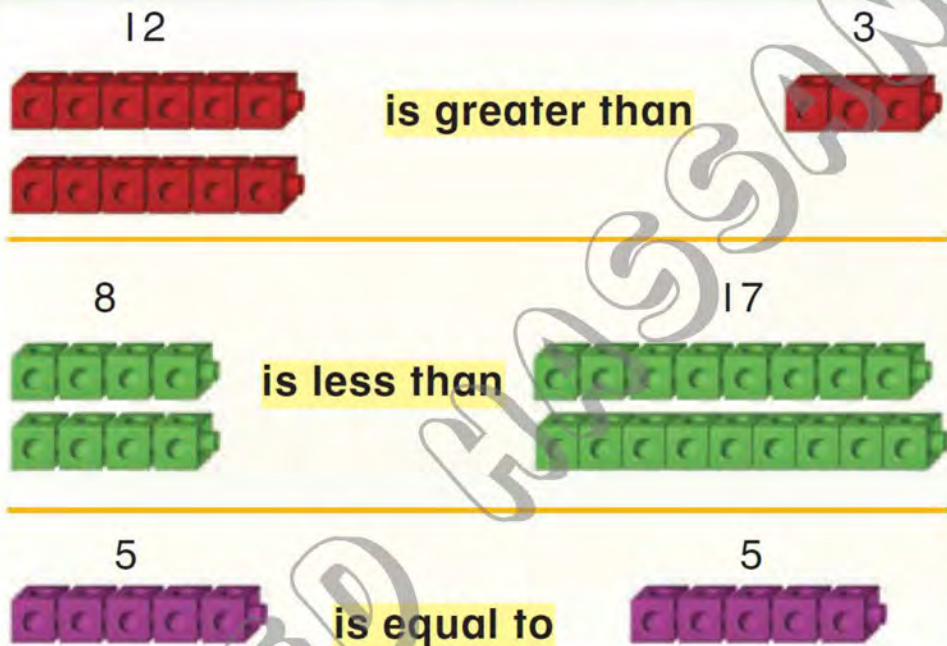
I will compare numbers.

Vocabulary


is greater than

is less than

is equal to



Check

Use  to show each number. Compare. Circle the correct words.


1. 4 is greater than 2 is less than is equal to

2. 8 is greater than 8 is less than is equal to

3.  Is 11 less than 12? How do you know?

Think
4 cubes are more than 2 cubes. 4 is greater than 2.

Practice

Use  to show each number.
Compare. Circle the correct words.

4. 4 _____ 19



is greater than is less than is equal to


5. 19 _____ 8 .

is greater than is less than is equal to

6. 5 _____ 5 .

is greater than is less than is equal to

Draw  to solve.

7.  is greater than

8.  is less than

H.O.T. Problem

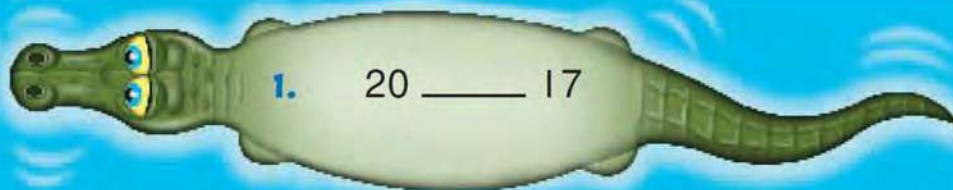
4. Thinking Math

Alicia has 4 marbles. Kata has 14 marbles.
Ama has 11 marbles.

Who has the most? _____

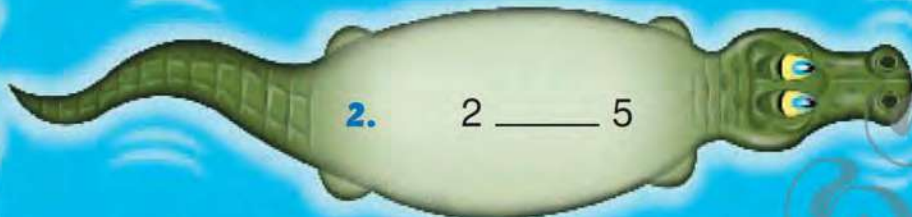
Who has the least? _____

Compare. Circle the words.



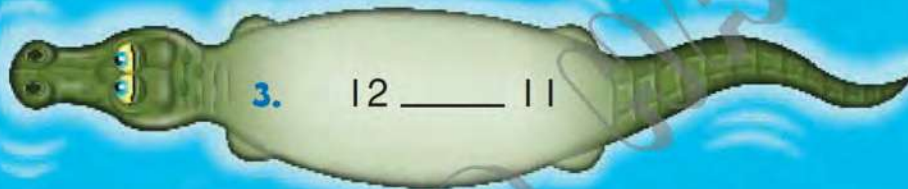
1. 20 ____ 17

is greater than is less than is equal to



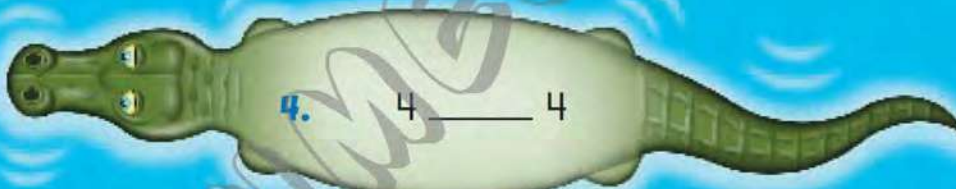
2. 2 ____ 5

is greater than is less than is equal to



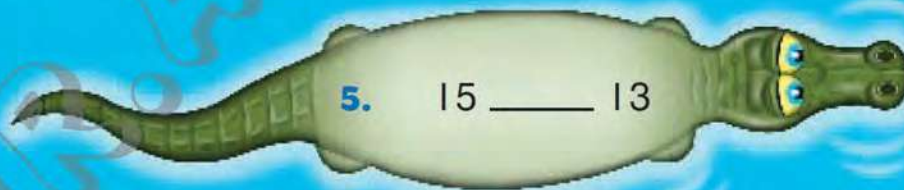
3. 12 ____ 11

is greater than is less than is equal to




4. 4 ____ 4

is greater than is less than is equal to



5. 15 ____ 13

is greater than is less than is equal to



6. 18 ____ 8

is greater than is less than is equal to



Activities

1) Circle the number that is greater:

9

11

5

6

12

13

2

4

14

10

3

7

7

15

6

8

2) Circle the number that is less:

9

12

2

7

15

12

6

8

13

8

2

4

10

11

11

12

3) Circle the numbers that are more than (8):



4) Circle the numbers that are less than (10):



5) Complete using ($>$, $<$ or $=$):

6	<input type="text"/>	6		7	<input type="text"/>	6
13	<input type="text"/>	10		5	<input type="text"/>	3
12	<input type="text"/>	12		12	<input type="text"/>	11
6	<input type="text"/>	8		8	<input type="text"/>	9
10	<input type="text"/>	10		14	<input type="text"/>	15

6) Complete with the suitable number:

12 =

> 10

15 >

< 8

10 <

9 =

> 6

< 9

13 =

> 11

7) Count and put (>, < or =):





























Lesson 27,30

Picture Graph - Bar Graph


Model and Draw


Children at the Playground

	swings						
	slide						

A **picture graph** uses pictures to show information.

Each  stands for 1 child.

There are 4 children on the .















There are 2 children on the .

There are more children on the _____.

Share and Show









Our Favorite Activity at the Fair

	animals							
	rides							

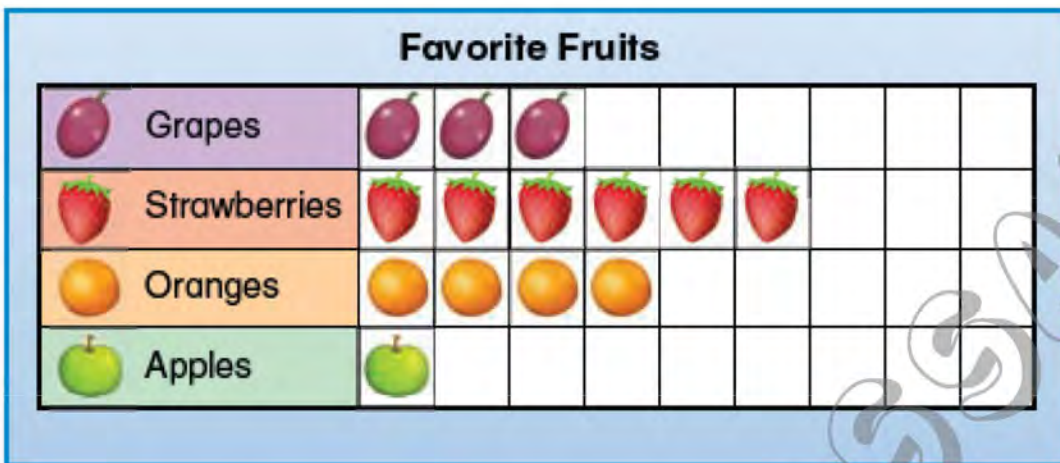
Each  stands for 1 child.









Use the picture graph to answer the question.

- Which activity did more children choose? Circle.  
- How many children chose ? _____ children
- How many children chose ? _____ children
- How many fewer children chose  than ? _____ fewer children

Practice

Use the graph to answer the questions.




- How many chose  ? _____
- Did more choose  or  ? _____
- Did fewer choose  or  ? _____
- How many more chose  than  ? _____
- Which fruit has one more than  ? _____

Problem Solving

- Logical Reasoning** Finish the graph.
3 people chose fish. 2 fewer people chose cats. 4 people chose dogs.



Pick each piece of fruits and draw it in the suitable row.



Complete.

- Number of =
- Number of =
- Number of =
- Number of =
- Number of =

Put (>, < or =).

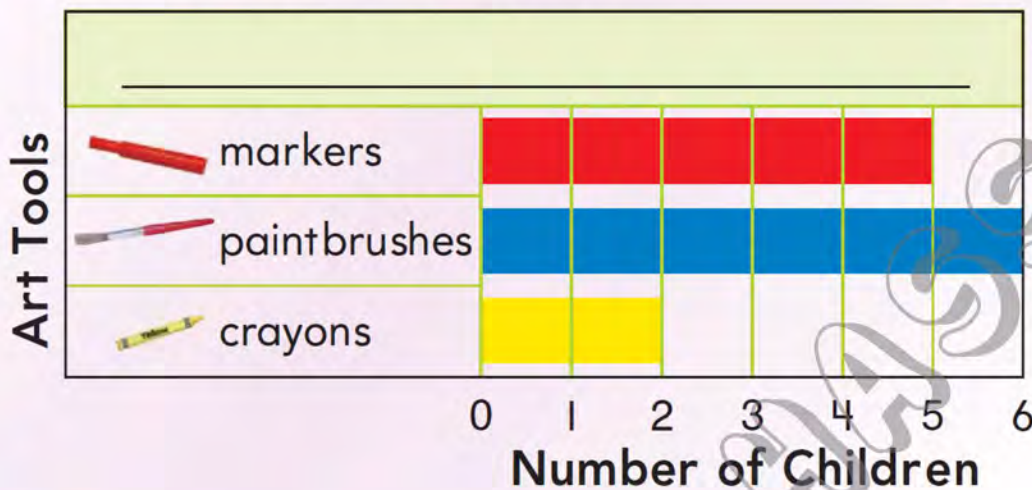
- Number of Number of
- Number of Number of
- Number of Number of

Model and Draw

In a **bar graph**, each bar shows information. You can compare the lengths of the bars.

What title describes this graph?





Touch the end of a bar. Look down to see the number of children.



Share and Show

MATH BOARD



Use the bar graph to answer the question.

- How many children chose ? _____ children
- How many children chose ? _____ children
- How many more children chose  than ? _____ more children
- Which art tool did the fewest children choose? Circle.
- Which art tool did the most children choose? Circle.



Color according to the number of each item in the picture.



7					
6					
5					
4					
3					
2					
1					
					

Mark ✓ for the correct choice.

• The most number is of











• The least number is of













Color a space in the graph to show how many of each treats are in the bakery.



Number of Bakery Treats



Lessons 31-40
Classifying Shapes

Sort by Size

1






2



Directions | 1 Circle the big shapes red. 2 Circle the small shapes blue.

Sort by Shape


1



2



3


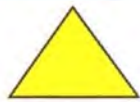



4



Directions 1-4 Circle the group where the shape belongs.

 Circle the objects having the same shape
(\triangle - \square - \circ).




 Circle the objects having the same size
(Large - Medium - Small).



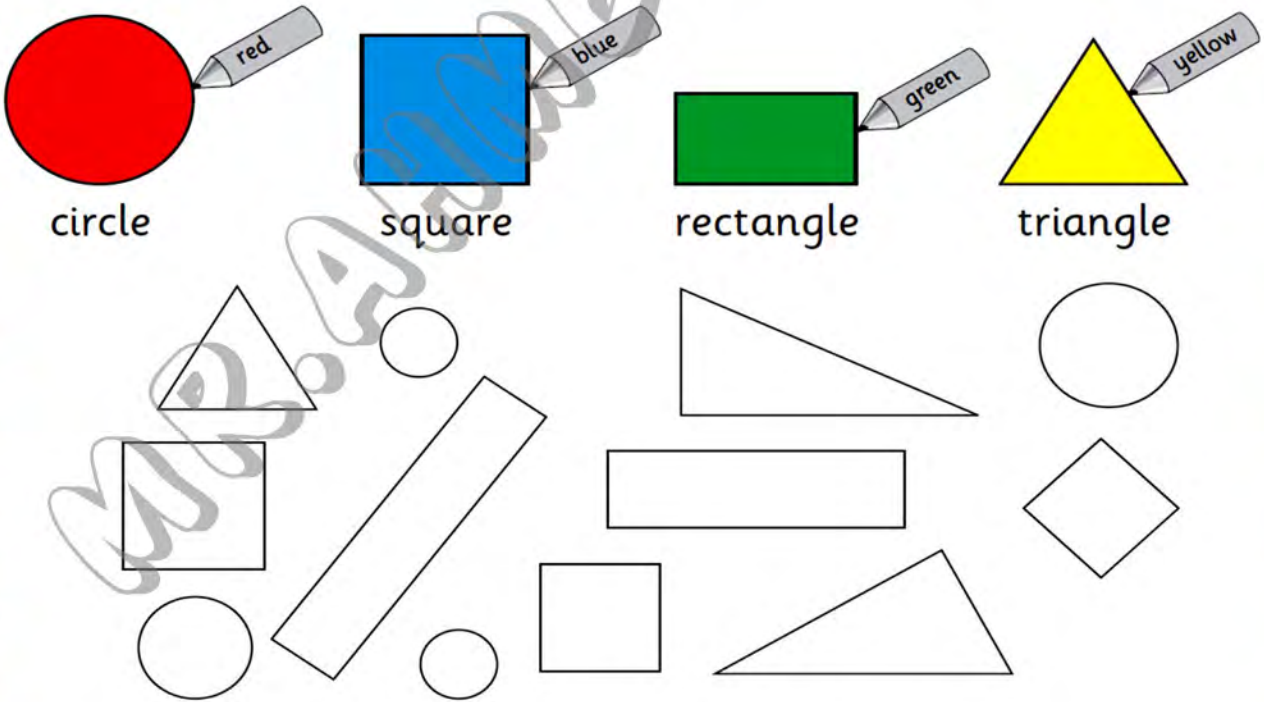
 Circle the objects having the same color
(Red - Yellow - Green).



1- Draw a circle around objects with the same color:



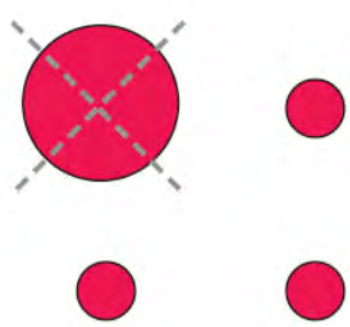
Colour the shapes to match.



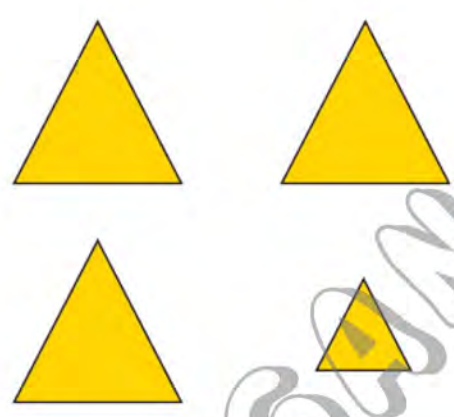


Which does not belong? Cross it out.

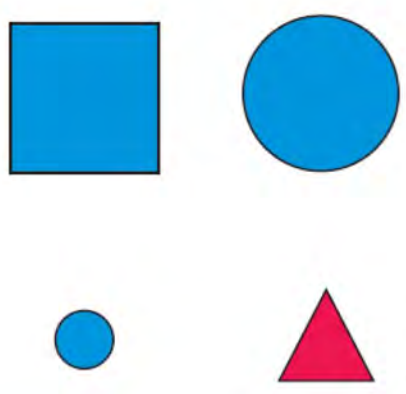
1.



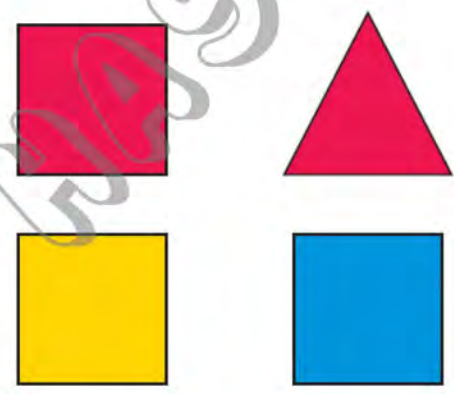
2.



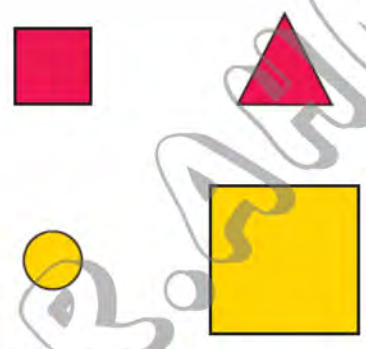
3.



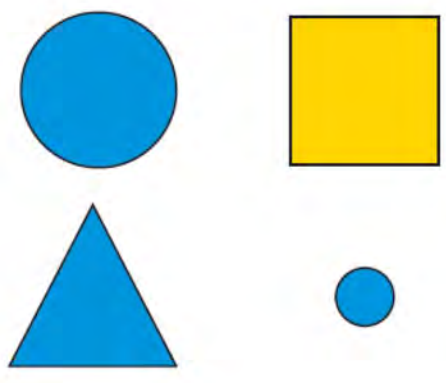
4.



5.




6.




Numbers 21 - 30



Count the number of objects, then write the number.

















Write the numbers.

	<input type="text"/> ----- <input type="text"/>
	<input type="text"/> ----- <input type="text"/>
	<input type="text"/> ----- <input type="text"/>

Write the missing numbers.

12 16 17 21 22

..... 29 26

Complete by using ($>$, $<$ or $=$).

25	<input type="text"/>	23	16	<input type="text"/>	16
28	<input type="text"/>	30	20	<input type="text"/>	5
12	<input type="text"/>	8	27	<input type="text"/>	17

Adding within 10

Get Ready

Main Idea

I will write addition sentences using + and =.

Vocabulary

addition sentence

plus +

equals =

sum

See



Say

3

plus

2

equals

5

Write

3

+

2

=

5

$3 + 2 = 5$ is an **addition sentence**.

5 is the **sum** of $3 + 2$.

Check

Write the addition sentence.

1.



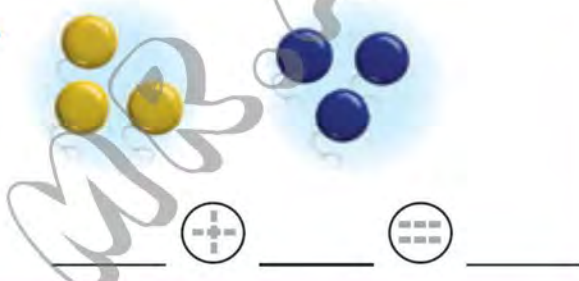
2 plus 2 equals 4
 $2 + 2 = 4$

2.



$7 + 1 = 8$

3.



$3 + 3 = 6$

4.



$1 + 4 = 5$

5.

Talk About It

What does + mean?

Practice

Write the addition sentence.

6.



_____ ⊕ _____ ⊕ _____

7.



_____ ○ _____ ○ _____

8.



_____ ○ _____ ○ _____

9.



_____ ○ _____ ○ _____

10.



_____ ○ _____ ○ _____

11.



_____ ○ _____ ○ _____

12.



_____ ○ _____ ○ _____

13.



_____ ○ _____ ○ _____

14. **WRITING IN MATH** What does = mean?

Write the number, then add.



+



=



+



=



+



=



+



=



Write an addition sentence.

1.



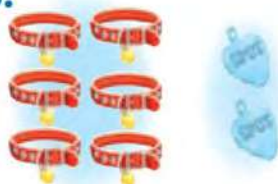
___ ○ ___ ○ ___

2.



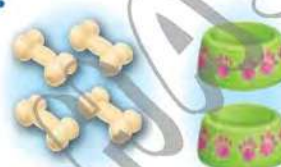
___ ○ ___ ○ ___

3.



___ ○ ___ ○ ___

4.



___ ○ ___ ○ ___

5.



___ ○ ___ ○ ___

6.



___ ○ ___ ○ ___


7.

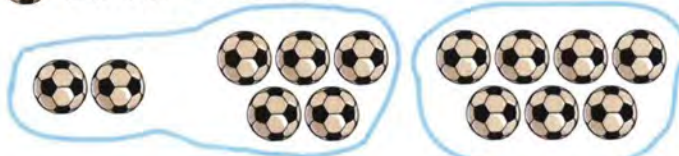


___ ○ ___ ○ ___





Word Problems

Bassem has 2  and Amgad has 5 
How many  do both have ?



What they both have = + = 


 Solve each of the following.

Wael has 5  in Arabic and 4  in English
How many  does Wael have ?




What Wael has = + = 

Ali caught 4  and Rami caught 2 
Find the number of  with both.



The number of fish = + = 

Solve each of the following problems.

Karim has 3  and Hany has 7 

How many  do both have ?

What they both have = + = 

Mariam has 2 cats and her brother Amr has 5 dogs.
How many pets do they have ?

The pets they have = + =

Sameh has 4 big fish. He also has 3 small fish.
How many fish does he have ?

What he has = + =

Color the boxes that have the same amount with the same color.

5+5 3+5 5+1 5+0

6+3 4+5 1+2






0+3 4+4 1+6






2+5 3+3 4+2 0+2 8+1

1+7 3+4 4+0 1+3 1+0

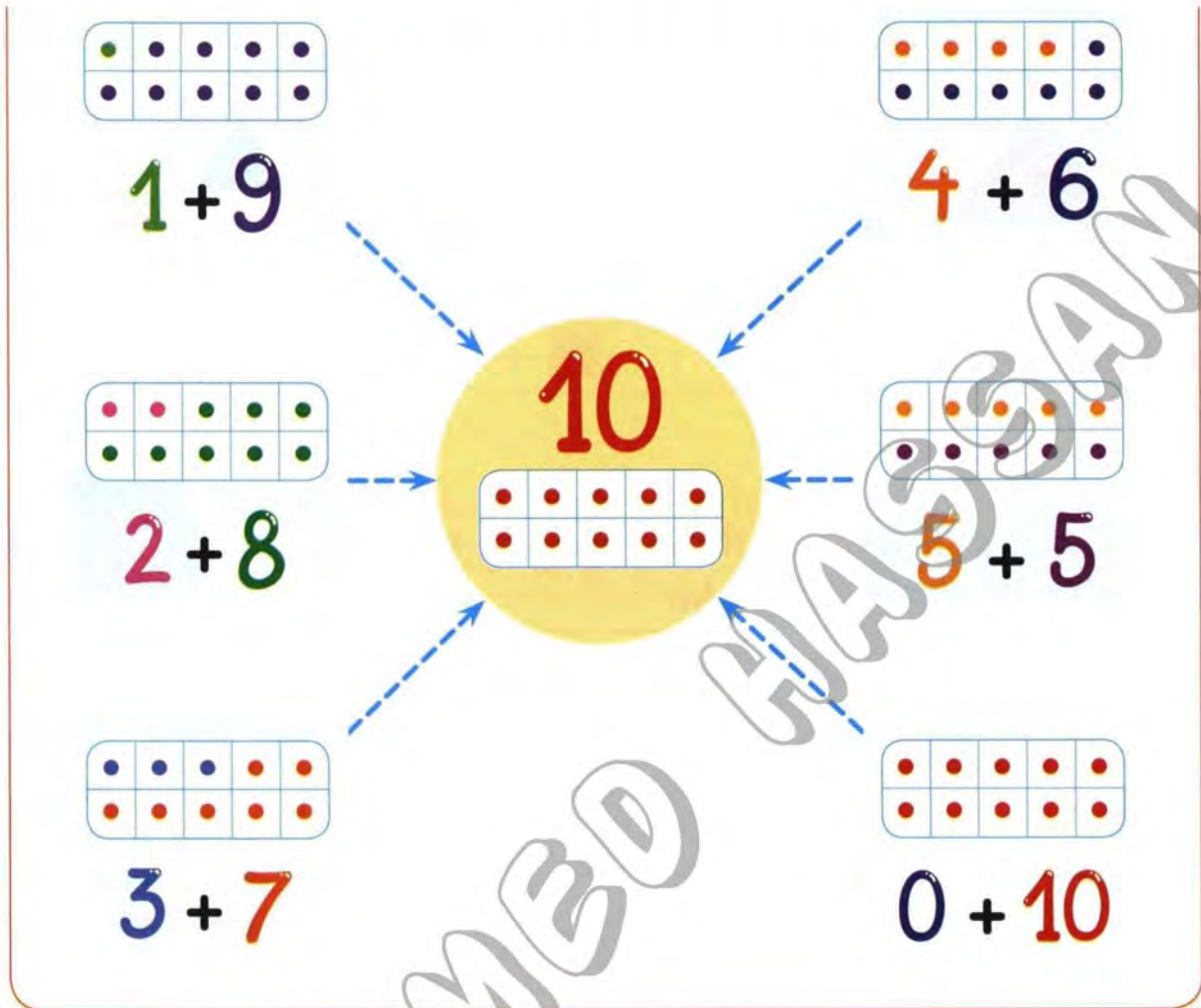
2+3 4+6 2+6 2+2 7+2

1+1 5+7 1+9 8+2 0+1 4+1

7 =  9 =  4 =  6 =  10 = 

3 =  8 =  2 =  1 =  5 = 

Components of 10



Match to make 10.

2

0

5

3

4

5

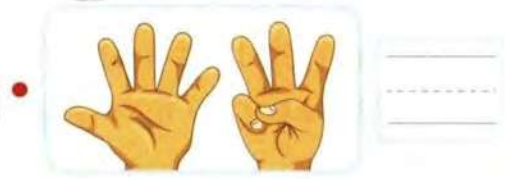
8

10

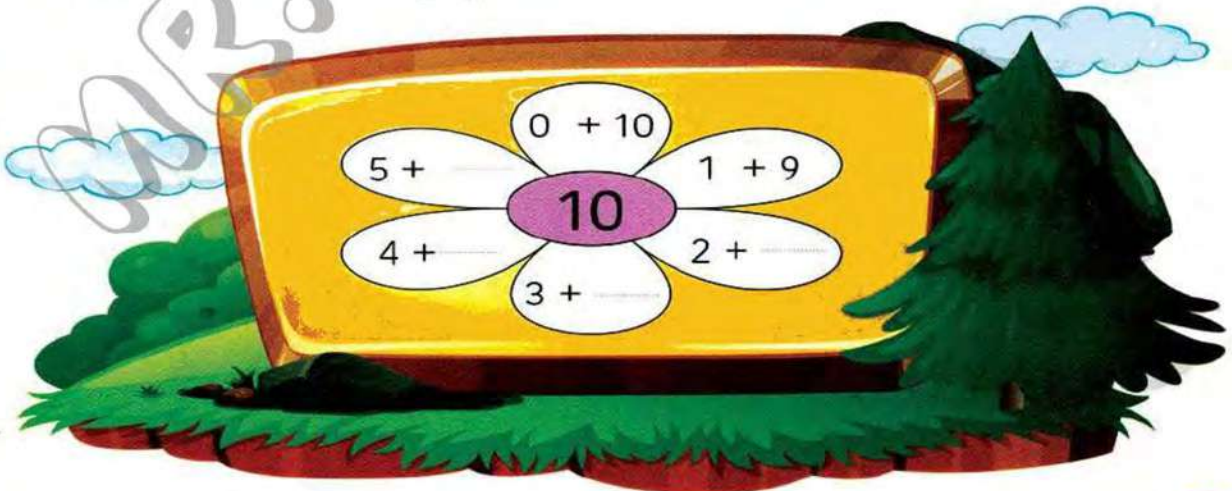
6

7

Count, write the numbers then match to make 10.



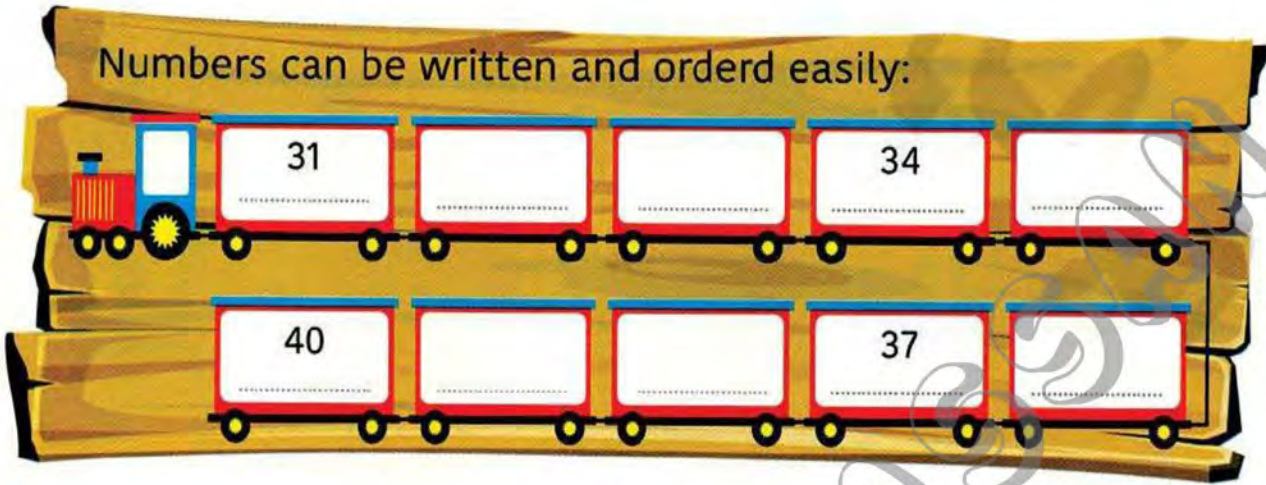
Components of (10) are:



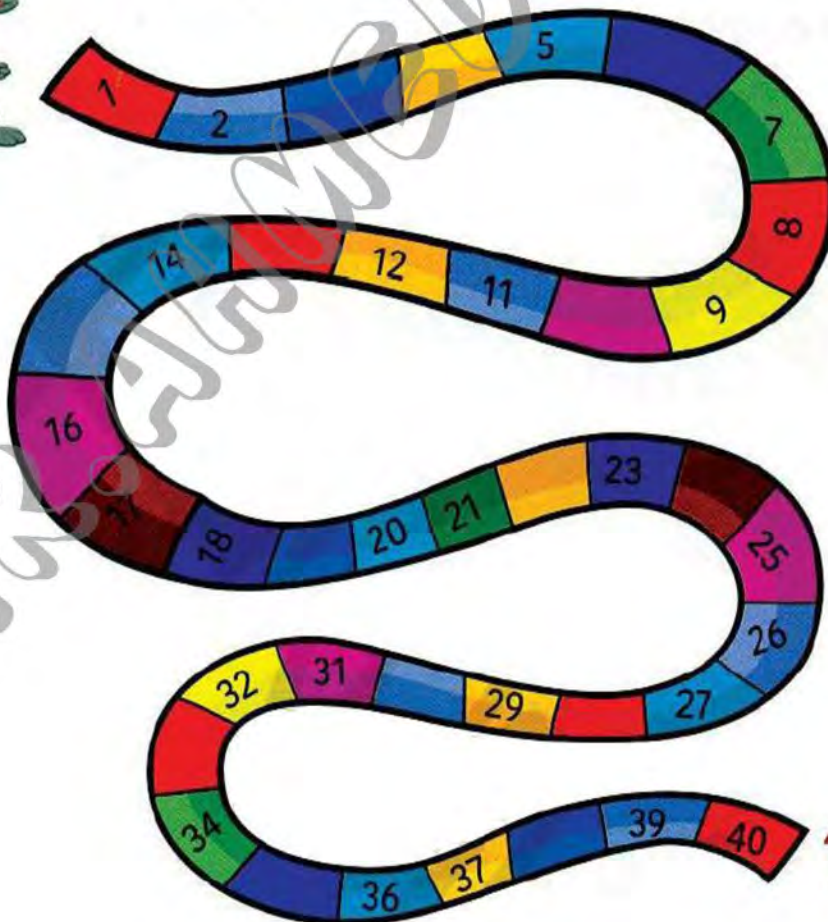
Lessons 41 - 46

Numbers 31 - 40


Numbers can be written and ordered easily:



2- Complete the missing numbers to help the rabbit to reach the carrot:




1- Circle the number that comes just before, then write it:




16 17

18 16 20




40

41 38 39




28

27 25 35



36

35 34 37



9

6 7 8

Subtracting within 10

Get Ready

Main Idea

I will write subtraction sentences.

Vocabulary

subtraction sentence

difference

minus (-)

$5 - 2 = 3$ is a subtraction sentence.

3 is the difference.

See



Say 5 minus 2 equals 3

Write 5 - 2 = 3

Check

Write the subtraction sentence.

1. 8 minus 3 equals _____.

8 - 3 = 5

2. _____ - _____ = _____.

3. _____ - _____ = _____.

4. _____ - _____ = _____.

5. What does - mean?

Practice

Write the subtraction sentence.

Remember
The things that are not
crossed out are the
difference.

6.



___ ○ ___ ○ ___

7.



___ ○ ___ ○ ___

8.



___ ○ ___ ○ ___

9.



___ ○ ___ ○ ___

10.



___ ○ ___ ○ ___

11.



___ ○ ___ ○ ___

12.



___ ○ ___ ○ ___

13.



___ ○ ___ ○ ___

H.O.T. Problem

14. Critical Thinking

10 students are on the bus.

6 students get off the bus.

How many students are still on the bus? ___ students

Write the number sentence. ___ ○ ___ ○ ___

Write the subtraction sentence.



___ ○ ___ ○ ___



___ ○ ___ ○ ___



___ ○ ___ ○ ___



___ ○ ___ ○ ___



___ ○ ___ ○ ___





___ ○ ___ ○ ___







___ ○ ___ ○ ___

Write the number of left.
The first one is done for you.


$$\begin{array}{r} 5 \\ - 2 \\ \hline \end{array}$$


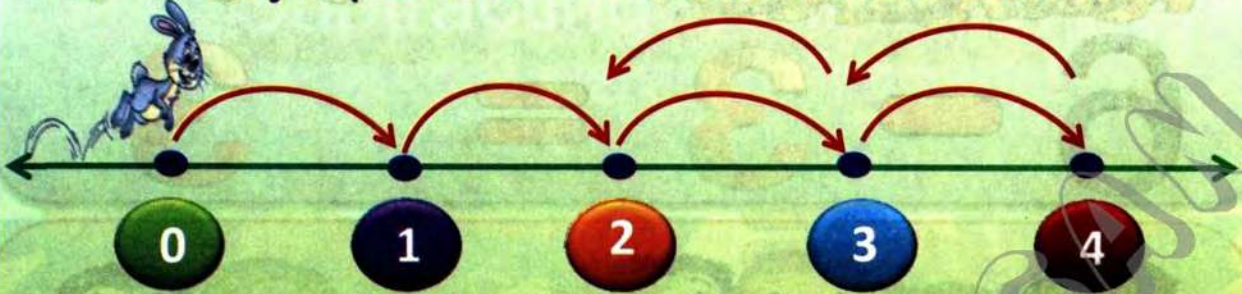
3


$$\begin{array}{r} 4 \\ - 1 \\ \hline \end{array}$$

$$\begin{array}{r} 6 \\ - 2 \\ \hline \end{array}$$

$$\begin{array}{r} 7 \\ - 1 \\ \hline \end{array}$$

$$\begin{array}{r} 4 \\ - 3 \\ \hline \end{array}$$

$$\begin{array}{r} 5 \\ - 3 \\ \hline \end{array}$$


1) **Life problems:**

1) A rabbit jumps four times on a number line. Then it returns to jump 2 times. Where is the rabbit now?



The rabbit now = $4 - 2 =$

2) 6 apples were on a tree, three of them fell down.
How many apples left on the tree?



The left apples = $6 - 3 =$

3) The teacher raised 5 fingers. Then he hid two of them.
How many fingers did he still raised?



Number of the raised fingers = $5 - 2 =$

2) Complete as the given example:



 -  = 



 -  = 



 -  = 



 -  = 

5) Subtract:

$$\begin{array}{r} 6 \\ - 2 \\ \hline \end{array}$$

.....

$$\begin{array}{r} 5 \\ - 5 \\ \hline \end{array}$$

.....

$$\begin{array}{r} 7 \\ - 4 \\ \hline \end{array}$$

.....

$$\begin{array}{r} 6 \\ - 4 \\ \hline \end{array}$$

.....

$$\begin{array}{r} 8 \\ - 3 \\ \hline \end{array}$$

.....

$$\begin{array}{r} 9 \\ - 6 \\ \hline \end{array}$$

.....

$$\begin{array}{r} 7 \\ - 2 \\ \hline \end{array}$$

.....

$$\begin{array}{r} 8 \\ - 7 \\ \hline \end{array}$$

.....

6) Compare using (>, < or =):

$34 \quad \square \quad 33$

$30 \quad \square \quad 30$

$32 \quad \square \quad 35$

$29 \quad \square \quad 35$

$27 \quad \square \quad 27$

$34 \quad \square \quad 31$

$31 \quad \square \quad 17$

$30 \quad \square \quad 13$

Lessons 47-48

The relation between addition and subtraction

$6 + 4 = 10$

$4 + 6 = 10$

$10 - 4 = 6$

$10 - 6 = 4$



The addition and subtraction facts are related in a fact family. All the facts use the same three numbers.



Write the results.

$4 + 3 = 7$

$3 + 4 = 7$

$7 - 4 = 3$

$7 - 3 = 4$

$1 + 5 = \dots$

$5 + 1 = \dots$

$6 - 5 = \dots$

$6 - 1 = \dots$

$8 + 0 = \dots$

$0 + 8 = \dots$

$8 - 0 = \dots$

$8 - 8 = \dots$



Write a pair of addition and subtraction facts for each group of numbers.

4 1 5

$4 + 1 = 5$

$1 + 4 = 5$

$5 - 4 = 1$

$5 - 1 = 4$

6 2 8

$\dots + \dots = \dots$

$\dots + \dots = \dots$

$\dots - \dots = \dots$

$\dots - \dots = \dots$

2 7 9

$\dots + \dots = \dots$

$\dots + \dots = \dots$

$\dots - \dots = \dots$

$\dots - \dots = \dots$



Write four different facts for each fact family house.

1)

19

12 7

+ =

+ =

- =

- =

2)

7

5 2

+ =

+ =

- =

- =

3)

16

3 13

+ =

+ =

- =

- =

4)

12

6 6

+ =

+ =

- =

- =

5)

4

1 3

+ =

+ =

- =

- =

6)

14

10 4

+ =

+ =

- =

- =





Activities

1) Use fact families and complete:

$3 + 8 = \square$

$8 + 5 = \square$

$9 + 5 = \square$

$7 + 6 = \square$

$10 + 5 = \square$

$7 + 9 = \square$

$7 + 6 = \square$

$6 + 7 = \square$

$7 + 4 = \square$

$10 + 3 = \square$

2) Match the equal results:

$4 + 1$

$5 + 5$

$9 + 4$

$3 + 2$

$7 + 3$

$10 + 3$

4) Answer using fact families:

1) Shady had 4 pens, then he bought another 6 pens. How many pens does he have?



Number of pens = + =

2) Hind had 5 apples, Hoda had 2 apples, together they had apples.



Number of apples = + =

3) There are 7 books on the chair. There are 4 books on the table. In all, there are books.



Number of books = + =



Lessons 49-50

Fact Families

1 Family

$1 + 0 = \dots\dots$

$1 + 1 = \dots\dots$

$1 + 2 = \dots\dots$

$1 + 3 = \dots\dots$

$1 + 4 = \dots\dots$

$1 + 5 = \dots\dots$

$1 + 6 = \dots\dots$

$1 + 7 = \dots\dots$

$1 + 8 = \dots\dots$

$1 + 9 = \dots\dots$

$1 + 10 = \dots\dots$

2 Family

$2 + 0 = \dots\dots$

$2 + 1 = \dots\dots$

$2 + 2 = \dots\dots$

$2 + 3 = \dots\dots$

$2 + 4 = \dots\dots$

$2 + 5 = \dots\dots$

$2 + 6 = \dots\dots$

$2 + 7 = \dots\dots$

$2 + 8 = \dots\dots$

$2 + 9 = \dots\dots$

$2 + 10 = \dots\dots$

3 Family

$3 + 0 = \dots\dots$

$3 + 1 = \dots\dots$

$3 + 2 = \dots\dots$

$3 + 3 = \dots\dots$

$3 + 4 = \dots\dots$

$3 + 5 = \dots\dots$

$3 + 6 = \dots\dots$

$3 + 7 = \dots\dots$

$3 + 8 = \dots\dots$

$3 + 9 = \dots\dots$

$3 + 10 = \dots\dots$



4 Family

$4 + 0 = \dots\dots$

$4 + 1 = \dots\dots$

$4 + 2 = \dots\dots$

$4 + 3 = \dots\dots$

$4 + 4 = \dots\dots$

$4 + 5 = \dots\dots$

$4 + 6 = \dots\dots$

$4 + 7 = \dots\dots$

$4 + 8 = \dots\dots$

$4 + 9 = \dots\dots$

$4 + 10 = \dots\dots$

5 Family

$5 + 0 = \dots\dots$

$5 + 1 = \dots\dots$

$5 + 2 = \dots\dots$

$5 + 3 = \dots\dots$

$5 + 4 = \dots\dots$

$5 + 5 = \dots\dots$

$5 + 6 = \dots\dots$

$5 + 7 = \dots\dots$

$5 + 8 = \dots\dots$

$5 + 9 = \dots\dots$

$5 + 10 = \dots\dots$

6 Family

$6 + 0 = \dots\dots$

$6 + 1 = \dots\dots$

$6 + 2 = \dots\dots$

$6 + 3 = \dots\dots$

$6 + 4 = \dots\dots$

$6 + 5 = \dots\dots$

$6 + 6 = \dots\dots$

$6 + 7 = \dots\dots$

$6 + 8 = \dots\dots$

$6 + 9 = \dots\dots$

$6 + 10 = \dots\dots$

7 Family

$7 + 0 = \dots\dots$

$7 + 1 = \dots\dots$

$7 + 2 = \dots\dots$

$7 + 3 = \dots\dots$

$7 + 4 = \dots\dots$

$7 + 5 = \dots\dots$

$7 + 6 = \dots\dots$

$7 + 7 = \dots\dots$

$7 + 8 = \dots\dots$

$7 + 9 = \dots\dots$

$7 + 10 = \dots\dots$

8 Family

$8 + 0 = \dots\dots$

$8 + 1 = \dots\dots$

$8 + 2 = \dots\dots$

$8 + 3 = \dots\dots$

$8 + 4 = \dots\dots$

$8 + 5 = \dots\dots$

$8 + 6 = \dots\dots$

$8 + 7 = \dots\dots$

$8 + 8 = \dots\dots$

$8 + 9 = \dots\dots$

$8 + 10 = \dots\dots$

9 Family

$9 + 0 = \dots\dots$

$9 + 1 = \dots\dots$

$9 + 2 = \dots\dots$

$9 + 3 = \dots\dots$

$9 + 4 = \dots\dots$

$9 + 5 = \dots\dots$

$9 + 6 = \dots\dots$

$9 + 7 = \dots\dots$

$9 + 8 = \dots\dots$

$9 + 9 = \dots\dots$

$9 + 10 = \dots\dots$

Fact Families

Family 1

$1 - 0 = \dots\dots$

$1 - 1 = \dots\dots$



Family 2

$4 - 0 = \dots\dots$

$4 - 1 = \dots\dots$

$4 - 2 = \dots\dots$

$4 - 3 = \dots\dots$

Family 3

$2 - 0 = \dots\dots$

$2 - 1 = \dots\dots$

$2 - 2 = \dots\dots$

Family 4

$3 - 0 = \dots\dots$

$3 - 1 = \dots\dots$

$3 - 2 = \dots\dots$

Family 5

$5 - 0 = \dots\dots$

$5 - 1 = \dots\dots$

$5 - 2 = \dots\dots$

$5 - 3 = \dots\dots$

$5 - 4 = \dots\dots$

$5 - 5 = \dots\dots$

Family 6

$6 - 0 = \dots\dots$

$6 - 1 = \dots\dots$

$6 - 2 = \dots\dots$

$6 - 3 = \dots\dots$

$6 - 4 = \dots\dots$

$6 - 5 = \dots\dots$

$6 - 6 = \dots\dots$

Family 7

$7 - 0 = \dots\dots$

$7 - 1 = \dots\dots$

$7 - 2 = \dots\dots$

$7 - 3 = \dots\dots$

$7 - 4 = \dots\dots$

$7 - 5 = \dots\dots$

$7 - 6 = \dots\dots$

$7 - 7 = \dots\dots$

Family 8

$8 - 0 = \dots\dots$

$8 - 1 = \dots\dots$

$8 - 2 = \dots\dots$

$8 - 3 = \dots\dots$

$8 - 4 = \dots\dots$

$8 - 5 = \dots\dots$

$8 - 6 = \dots\dots$

$8 - 7 = \dots\dots$

$8 - 8 = \dots\dots$





Family 9

$9 - 0 = \dots\dots$

$9 - 1 = \dots\dots$

$9 - 2 = \dots\dots$

$9 - 3 = \dots\dots$

$9 - 4 = \dots\dots$

$9 - 5 = \dots\dots$

$9 - 6 = \dots\dots$

$9 - 7 = \dots\dots$

$9 - 8 = \dots\dots$

$9 - 9 = \dots\dots$

Family 10

$10 - 0 = \dots\dots$

$10 - 1 = \dots\dots$

$10 - 2 = \dots\dots$

$10 - 3 = \dots\dots$

$10 - 4 = \dots\dots$

$10 - 5 = \dots\dots$

$10 - 6 = \dots\dots$

$10 - 7 = \dots\dots$

$10 - 8 = \dots\dots$

$10 - 9 = \dots\dots$

$10 - 10 = \dots\dots$

Lessons 51 - 60
Numbers up to 100



Chart 1-100

1	2	3	4	5	6	7	8	9	10
11	12	13	14	15	16	17	18	19	20
21	22	23	24	25	26	27	28	29	30
31	32	33	34	35	36	37	38	39	40
41	42	43	44	45	46	47	48	49	50
51	52	53	54	55	56	57	58	59	60
61	62	63	64	65	66	67	68	69	70
71	72	73	74	75	76	77	78	79	80
81	82	83	84	85	86	87	88	89	90
91	92	93	94	95	96	97	98	99	100

1 Read the numbers between 10 and 20:

11
eleven

12
twelve

13
thirteen

14
fourteen

15
fifteen

16
sixteen

17
seventeen

18
eighteen

19
nineteen

20
twenty

2 Read any number till 99:

27 twenty-seven

34 thirty-four

41 forty-one

58 fifty-eight

69 sixty-nine

75 seventy-five

83 eighty-three

99 ninety-nine

4 Read the following numbers, then complete as the example:

 Example

47 is read as forty-seven

a 95

e 99

b 73

f 29

c 51

g 82

d 48

h 34

5 Write each of the following in digits as the example:

 Example

Eighty-five

85

a Sixteen

e Forty-four

b Seventy

f Twenty-nine

c Seventeen

g Ninety-one

d Eleven

1 Write the number just after the following as the example:



Example

23 → **24**

a 45 →

b 79 →

c 80 →

d 49 →

e 69 →

f 33 →

2 Write the number just before the following as the example:



Example

47 → **48**

a → 45

b → 79

c → 80

d → 49

e → 69

f → 33

3 Circle the smaller number as the example:



Example

69

70

83

80

19

91

24

30

39

50

69

77

65

58

60

20

4 Circle the greater number as the example:

 Example

49

50

19

10

81

79

54

60

70

80

37

36

40

14

52

42

5 Write the missing number as the example:

 Example

14

15

16

a

16

17

.....

b

.....

19

20

c

21

.....

23

d

98

.....

96

e

76

75

.....

f

80

.....

82

g

.....

.....

45

h

.....

67

.....

Ordering Numbers

2-digit: 51

A) Order the numbers from least to greatest.

1)



2)



B) Order the numbers from greatest to least.

1)



2)





Add & subtract within (10) using number chart

$3 + 4$

$= 7$

Start from number (3), move forward (4) steps, you will reach number (7).

1	2	3	4	5	6	7	8	9	10
11	12	13	14	15	16	17	18	19	20
21	22	23	24	25	26	27	28	29	30
31	32	33	34	35	36	37	38	39	40
41	42	43	44	45	46	47	48	49	50
51	52	53	54	55	56	57	58	59	60
61	62	63	64	65	66	67	68	69	70
71	72	73	74	75	76	77	78	79	80
81	82	83	84	85	86	87	88	89	90
91	92	93	94	95	96	97	98	99	100

$10 - 2$

$= 8$

Start from number (10), move back (2) steps, you will reach number (8).

2) Find the result using the number chart:

$5 + 3 = \square$

$4 + 2 = \square$

$2 + 2 = \square$

$5 - 3 = \square$

$6 + 2 = \square$

$8 + 1 = \square$

$3 + 4 = \square$

$8 - 3 = \square$

$8 - 2 = \square$

$6 - 3 = \square$

$7 + 3 = \square$

$10 - 4 = \square$

$9 - 3 = \square$

$7 - 2 = \square$

$7 + 2 = \square$

$7 - 4 = \square$

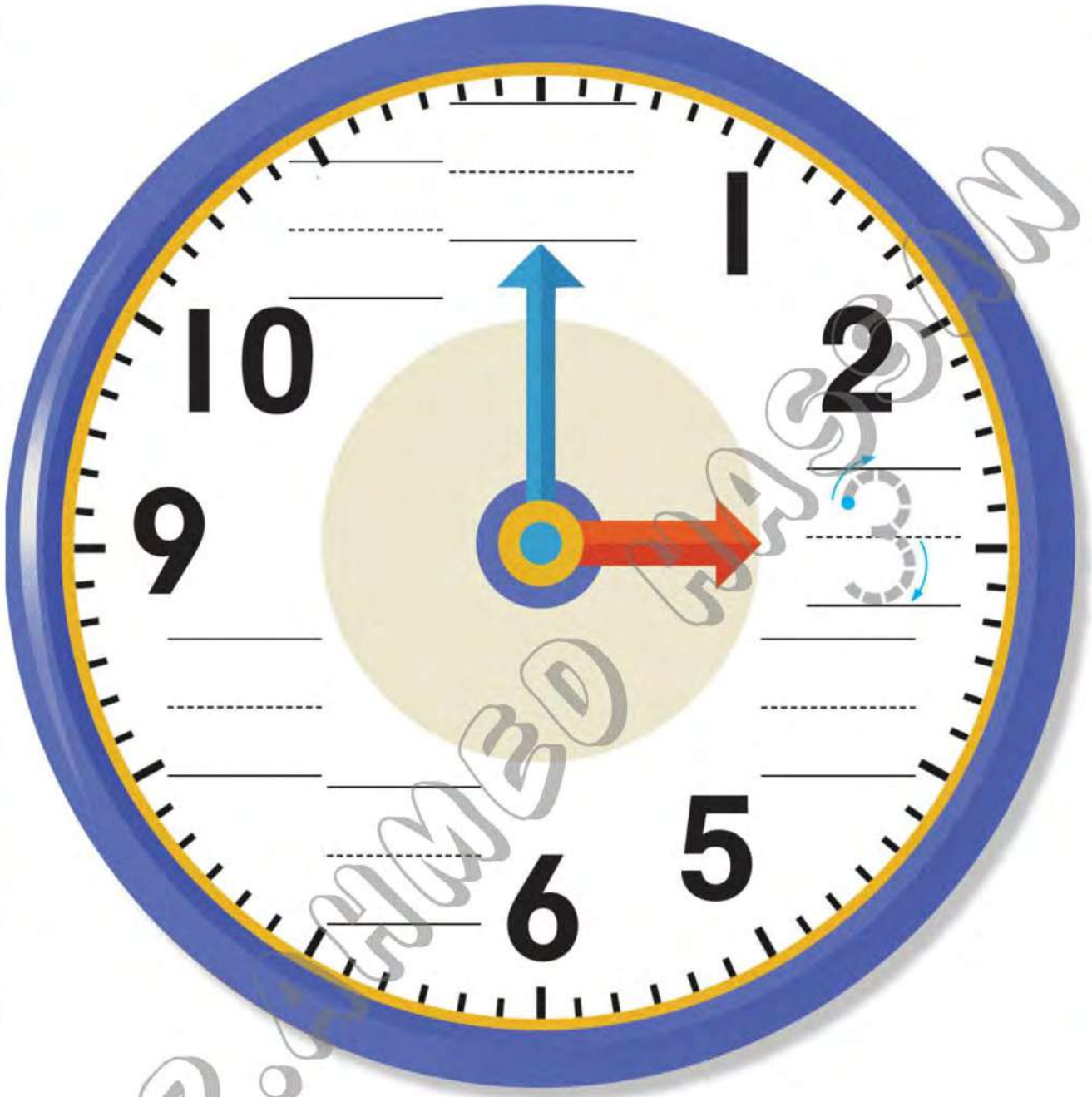
$10 - 5 = \square$

$9 - 6 = \square$

$4 + 4 = \square$

$3 - 2 = \square$

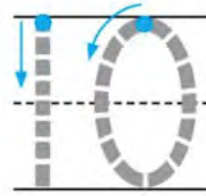
Telling time



_____ o'clock

Directions Write the missing numbers on the clock. Write the time shown on the clock.
Chapter 9

1



10 o'clock

2



10 o'clock

3



10 o'clock

4



10 o'clock

5




10 o'clock

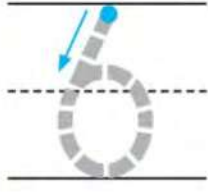
Directions 1-5 Write the time shown on the clock.



At Home Fold this page lengthwise so only the clocks are showing. Point to each clock and have your child tell you the time that is shown.

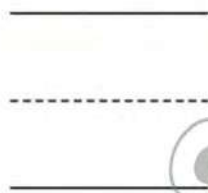


1



o'clock

2




o'clock

3




o'clock

4



o'clock

5



o'clock

Directions 1-5 Write the time shown on the clock.




At Home Have your child point to each clock and tell you the time. Talk about things that he or she might do at each time shown.

Compare Digital and Analog Clocks



Directions Draw lines to match the clocks that show the same time.



1



2



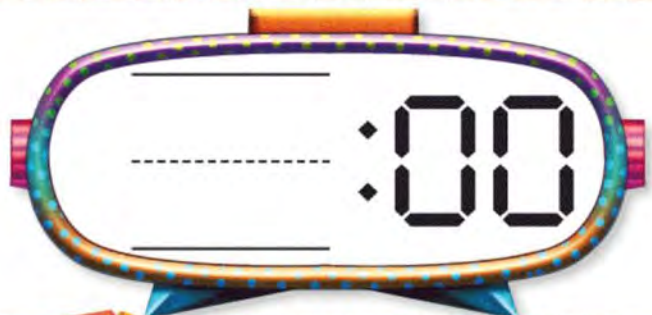
3



4



5



Directions 1-5 Write the time on the digital clock to match the time shown.



At Home Draw attention to clocks in your home and neighborhood. Help your child read times on the hour.

Activities

Write the time below each clock:



⋄ : ⋄



⋄ : ⋄



⋄ : ⋄



⋄ : ⋄



⋄ : ⋄



⋄ : ⋄



⋄ : ⋄




⋄ : ⋄



⋄ : ⋄

◆ Draw the clock hands to refer to the same time in the digital clock:



Belong & Does not belong

Fruits



Draw an X on the picture that does not belong in each group.

Wild animals



Pets



Flowers



Adding & Subtracting within 20

Model and Draw

Sam is reading a story that has 10 pages. He has read 4 pages. How many pages does he have left to read?



THINK
I can use a related addition fact to solve $10 - 4$.

What is $10 - 4$?

$$4 + \boxed{6} = 10$$

$$\text{So, } 10 - 4 = \underline{\quad 6 \quad}$$

Share and Show



Add or subtract.

1. $2 + 5 = \underline{\quad}$

2. $9 - 6 = \underline{\quad}$

3. $\underline{\quad} = 9 + 3$

4. $15 - 7 = \underline{\quad}$

5. $3 - 1 = \underline{\quad}$

6. $\underline{\quad} = 2 + 6$

7. $2 + \boxed{\quad} = 11$

8. $10 - \boxed{\quad} = 2$

9. $8 = 8 + \boxed{\quad}$

10. $12 - 9 = \underline{\quad}$

11. $12 - 4 = \underline{\quad}$

12. $\underline{\quad} = 4 + 9$

13. $\boxed{\quad} + 8 = 13$

14. $\boxed{\quad} - 1 = 6$

15. $9 = \boxed{\quad} + 3$

16. $16 - 7 = \underline{\quad}$

✓ 17. $11 - 8 = \underline{\quad}$

✓ 18. $\underline{\quad} = 8 + 7$

On Your Own

MATHEMATICAL PRACTICE 6

Attend to Precision



Add or subtract.

$$\begin{array}{r} 19. \quad 6 \\ + 0 \\ \hline \end{array}$$

$$\begin{array}{r} 20. \quad 17 \\ - 8 \\ \hline \end{array}$$

$$\begin{array}{r} 21. \quad 7 \\ + 4 \\ \hline \end{array}$$

$$\begin{array}{r} 22. \quad 9 \\ - 0 \\ \hline \end{array}$$

$$\begin{array}{r} 23. \quad 17 \\ - 9 \\ \hline \end{array}$$

$$\begin{array}{r} 24. \quad 4 \\ + 6 \\ \hline \end{array}$$

$$\begin{array}{r} 25. \quad 7 \\ + \square \\ \hline 10 \end{array}$$

$$\begin{array}{r} 26. \quad 8 \\ - \square \\ \hline 3 \end{array}$$

$$\begin{array}{r} 27. \quad 8 \\ + \square \\ \hline 11 \end{array}$$

$$\begin{array}{r} 28. \quad 8 \\ - \square \\ \hline 2 \end{array}$$

$$\begin{array}{r} 29. \quad 10 \\ - \square \\ \hline 6 \end{array}$$

$$\begin{array}{r} 30. \quad 9 \\ + \square \\ \hline 17 \end{array}$$

$$\begin{array}{r} 31. \quad 6 \\ + 7 \\ \hline \end{array}$$

$$\begin{array}{r} 32. \quad 4 \\ - \square \\ \hline 0 \end{array}$$

$$\begin{array}{r} 33. \quad 5 \\ + \square \\ \hline 11 \end{array}$$

$$\begin{array}{r} 34. \quad 13 \\ - 6 \\ \hline \end{array}$$

$$\begin{array}{r} 35. \quad 17 \\ - 9 \\ \hline \end{array}$$

$$\begin{array}{r} 36. \quad 8 \\ + \square \\ \hline 16 \end{array}$$

$$\begin{array}{r} 37. \quad 10 \\ + 5 \\ \hline \end{array}$$

$$\begin{array}{r} 38. \quad 13 \\ - 3 \\ \hline \end{array}$$

$$\begin{array}{r} 39. \quad 10 \\ + \square \\ \hline 13 \end{array}$$

$$\begin{array}{r} 40. \quad 20 \\ - 10 \\ \hline \end{array}$$

$$\begin{array}{r} 41. \quad 10 \\ - \square \\ \hline 9 \end{array}$$

$$\begin{array}{r} 42. \quad 9 \\ + \square \\ \hline 19 \end{array}$$

Add or subtract.

$$\begin{array}{r} 14 \\ - 7 \\ \hline \end{array}$$

$$\begin{array}{r} 15 \\ - 6 \\ \hline \end{array}$$

$$\begin{array}{r} 8 \\ + 7 \\ \hline \end{array}$$

$$\begin{array}{r} 5 \\ + 8 \\ \hline \end{array}$$

1) Cross out 8 toy guns. How many are left?



$$12 - 8 = \underline{\quad}$$

2) Cross out 3 binder clips. How many are left?



$$8 - 3 = \underline{\quad}$$

3) Cross out 1 pinwheel. How many are left?



$$3 - 1 = \underline{\quad}$$

4) Cross out 7 candles. How many are left?



$$13 - 7 = \underline{\quad}$$

5) Cross out 2 bottle gourds. How many are left?



$$9 - 2 = \underline{\quad}$$

Subtraction Sentence

Subtraction 0-20: S1

Connect each subtraction sentence to the correct answer shown on the rugby jerseys of the children.

~~$18 - 2$~~

~~$16 - 7$~~

~~$8 - 3$~~

~~$15 - 4$~~

~~$4 - 1$~~

~~$14 - 10$~~





Dictionary

Chapters (1, 2)

calendar	تقويم	number line	خط الأعداد	color	يلون
month	شهر	less	أقل	orally	شفويًا
day	يوم	more	أكبر	match	وصل
week	أسبوع	zero	صفر	create	يحضر - يصنع
show	يوضح	represent	يمثل	number chart	مخطط الأعداد
compare	يقارن	point to	يشير إلى	How many ... ?	كم عدد ... ؟
same	نفس الشيء	date	تاريخ	object	شيء
different	مختلف	count	يعد	participate	يشارك
arrange	يرتب	identify	تحديد	data collection	تجميع البيانات
data	بيانات	size	حجم	five frame	إطار الخمس وحدات
graph	رسم بياني	shape	شكل	math journal	كراسة الرياضيات
collaborate	يتعاون	describe	يصف	artistic representation	عرض فني

Chapters (3, 4)

cross out	احذف	symbols	علامات	less than	أصغر من
organise	ينظم	analyze	يحلل	greater than	أكبر من
picture graph	رسم بياني بالصور	visual representation	عرض بصري		

Chapters (5, 6)

add	يجمع	classify	يصنف	participate	يشارك
within	في حدود	demonstrate	يظهر	ones and tens	آحاد و عشرات
solve	يحل	understanding	فهم	represent	تمثيل
apply	يطبق	relationship	علاقة	drawing	رسومات
ten frame structure	إطار العشر وحدات	life problems	مسائل حياتية		

Chapter (7)

patterns	أنماط	result	نتيجة	the long hand	العقرب الكبير
cancel	يحذف	The time	الوقت	the short hand	العقرب الصغير
items	عناصر	belong	ينتمي إلى	does not belong	لا ينتمي
hands	عقارب	subtract	يطرح	go to school	يذهب للمدرسة
minutes	دقائق	subtraction	طرح	eat dinner	يتناول العشاء
a.m.(a:m)	صباحًا	schedule	جدول زمني	go to bed	ينام
p.m.(p:m)	مساءً	wake up	يستيقظ	overview	نظرة عامة
start from	يبدأ من	eat lunch	يتناول الغداء	analog clock	ساعة بعقارب
forward	للأمام	go home	يعود للمنزل	digital clock	ساعة رقمية
backward	للخلف	fact families	مجموعة حقائق الأرقام		